















1. Identify your role in the community. Check all that apply.















		Response Percent	Response Count
Parent		100.0%	19
Community Member		57.9%	11
Staff Member		15.8%	3
Student		0.0%	0
		<b>answered question</b>	<b>19</b>
		<b>skipped question</b>	<b>0</b>

**2. What are the greatest challenges or issues this school district will face over the next five years in order to provide a quality education for all students? (choose only 5 of your highest priorities from this list):**

		Response Percent	Response Count
Providing consistent student programs and services with a declining enrollment		52.6%	10
Hiring and retaining quality educators in an increasingly competitive market		47.4%	9
Continuing to meet the yearly progress goals of No Child Left Behind		10.5%	2
Meeting the educational needs of growing numbers of second language learners		5.3%	1
Meeting the increasing health issues of students		5.3%	1
Maintaining physical facilities as buildings age		47.4%	9
Meeting the broadening academic and social needs of an increasingly diverse student population		31.6%	6
<b>Keeping up-to-date with technology hardware, software, applications, and support</b>		63.2%	12
Meeting the needs of special education students		5.3%	1
The growing outside stressors on families that impact parental support and quality of student work and behavior		47.4%	9
Responding to state and national economic conditions that affect the levels of financial support the district receives		57.9%	11

Providing a rigorous educational program that will prepare students for college and career		52.6%	10
Maintaining or reducing class size		21.1%	4
		Other (please specify)	1
		<b>answered question</b>	<b>19</b>
		<b>skipped question</b>	<b>0</b>

**3. What are the most important skills and abilities students need to know or be able to do to be prepared for a successful future? (Choose only 5 of your highest priorities from this list):**




		Response Percent	Response Count
A mastery of reading		63.2%	12
A mastery of mathematics		47.4%	9
A mastery of science		15.8%	3
A mastery of social studies		10.5%	2
<b>A mastery of the communication skills of writing, speaking, and listening</b>		<b>73.7%</b>	<b>14</b>
A mastery of the fine arts		0.0%	0
The ability to locate information and use it appropriately		31.6%	6
The ability to use computer technology to extend learning and master subjects		47.4%	9
Consumer and financial skills		15.8%	3
Volunteerism and community service		0.0%	0
The ability to collaborate and work productively with others and resolve conflicts when they arise		47.4%	9
The ability to organize, prioritize, set goals, and manage time		57.9%	11
Learn a foreign language		10.5%	2
The ability to work with a team (being a team player)		26.3%	5
The ability to do research and seek out answers to questions		15.8%	3
The ability to be a self-reliant learner		36.8%	7







Other (please specify) 0

answered question 19











skipped question 0

**4. What evidence do you use to judge the quality of education in our school district?  
(Choose only 5 of your highest priorities from this list):**

		Response Percent	Response Count
Amount of community involvement in school and student activities		15.8%	3
The number of students in each class per teacher (class size)		26.3%	5
The amount of money allocated for the education of each student (cost-per student)		15.8%	3
<b>How well students perform in high school (graduation rates and ACT/SAT scores)</b>		52.6%	10
The number of extracurricular (clubs, sports, etc.) activities that are offered		15.8%	3
The awards and recognition the district, schools, teachers, or students receive		26.3%	5
The condition of district buildings		21.1%	4
Test scores (state tests and other state or national tests)		31.6%	6
The student standards based report card		21.1%	4
Comparisons to the results other school districts achieve		42.1%	8
Numbers of discipline problems/issues		26.3%	5
Newspaper articles about school or			

district achievements and recognition		10.5%	2
Your perception and satisfaction with district schools		26.3%	5
The number and quality of special programs available to meet student needs		26.3%	5
Success at the college and university level		47.4%	9
Successful employment after leaving high school		36.8%	7
How well the districts educational programs reduce the achievement gap between subgroups of students		21.1%	4
		Other (please specify)	0
		<b>answered question</b>	<b>19</b>
		<b>skipped question</b>	<b>0</b>

**5. What should the financial priorities be for this school district during the next five years?  
(choose only 5 of your highest priorities from this list):**

		Response Percent	Response Count
Maintain clean, well-repaired, secure buildings		47.4%	9
<b>Maintain up-to-date technology</b>		73.7%	14
Provide training and development opportunities to keep staff skilled and competent		31.6%	6
Wisely invest tax revenues in a quality education		42.1%	8
Be a good steward of taxpayer money by balancing the budget		31.6%	6
Maintain and improve current instructional programs		63.2%	12
Introduce foreign language programs in the elementary schools		0.0%	0
Maintain low class sizes		31.6%	6
Keep salaries and benefits competitive in order to attract and keep quality staff		68.4%	13
Keep libraries/media centers up-to-date		15.8%	3
Make sure that students have quality educational books/materials in the classroom and the library		63.2%	12
A continued emphasis in supporting services programs special needs students		0.0%	0
	Other (please specify)		0
	<b>answered question</b>		<b>19</b>
	<b>skipped question</b>		<b>0</b>

**6. What could the school district do that would delight you?**

**Response  
Count**

10

**answered question**

**10**

**skipped question**

**9**

**7. What information or advice would you give the strategic planning team as they make decisions about long-term priorities and goals?**

**Response  
Count**

12

**answered question**

**12**

**skipped question**

**7**